









**Castle Park Middle School
Knight Log in and Password Record / Iboss internet access**

Instructions:

Record your personal information and **keep it in a safe location at home**. You must memorize this information within the first two weeks of receiving your iPad. If your apps on your Ipad are not responding. Open either Safari or Chrome and input the web addresses below depending on what you need. If your applications keep crashing, please check the settings app on your iPad for any updates and please install as soon possible.

App	Web version	Log in	Password
Gmail 	Use the app only (on your iPad) https://google.com/gmail	District email address	(birthdate: mm/dd/yyyy)
Google Drive 	https://drive.sweetwaterschools.net	Same as Gmail	(birthdate: mm/dd/yyyy)
Google Classroom 	https://classroom.google.com	Same as Drive	(birthdate: mm/dd/yyyy)
Canvas 	https://sweetwaterschools.instructure.com	Your ID#	(birthdate: mm/dd/yyyy)
Jupiter Grades 	https://login.jupitared.com	Your ID#	(birthdate: mm/dd/yyyy)
Achieve3000 (A3K) 	*Always use the website: https://portal.achieve3000.com/	See your English teacher	See your English teacher

Below you will find a job aid to login to your home Wif if you are having issues accessing the internet

iBoss Login Job Aid for Ipad and use with home Wifi

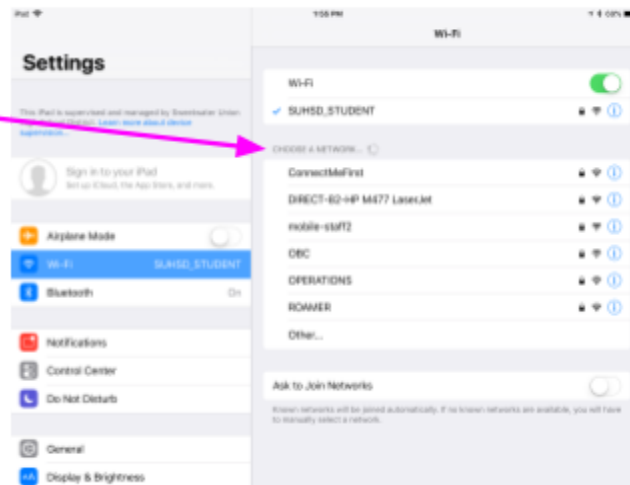
1

1. Go to Settings.



2

2. Connect to your home's wifi by selecting the name of the Network.



#3

3. Select iBoss Login.



#4

4. Login to iBoss using:

- Username: ID #
- Password: 8 Digit Birthdate

NOTE: Keep this open when you are logged in and open a new (+) tab to search on internet.



If the app does not work use this website in your browser
<https://cluster121751-swg.ibosscld.com/mobileLogin>